

FURRING-Master™

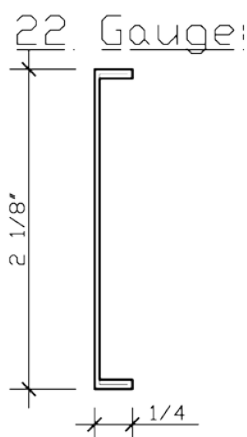
Furring-Master™ Spec & Profile

Furring-Master™ strips come in four different styles, so there is always a perfect choice for any application or location. Strips are available to create 1/4" or 3/8" rain screens, so the perfect strips can be chosen based on building codes and the thickness best suited for the building application. Strips are available in 20 or 22 gauge A.S.T.M G-90 galvanized steel. The gauge used should match the installation method and substrate.



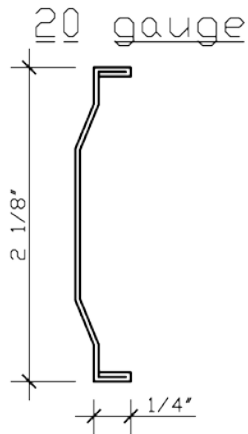
Furring-Master™ 1/4" 20 gauge

For installations with thick foam on the walls, when 1/4" rain screen is better than none, but 3/8" would cause too much window and door build out. Use as the structural member to support the weight of the siding. Screw into the wall studs, then nail the siding to the strip with approved nailers.



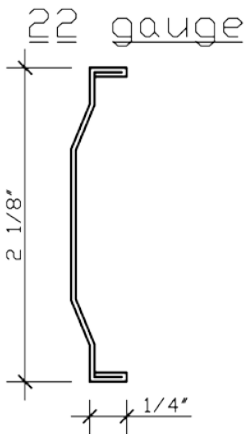
Furring-Master™ 1/4" 22 gauge

For installations with minimal or no foam on the walls, when 1/4" rain screen is better than none, but 3/8" would cause too much window and door build out. Nail through strips with siding nailers to mount Furring-Master™ then nail siding per manufacturer recommendations.



Furring-Master™ 3/8" 20 gauge

For installations with thick foam on the walls, where a larger gap is needed to follow building code (such as in Canada). Recommended by most fiber cement siding manufacturers. Use as the structural member to support the weight of the siding. Screw into the wall studs, then nail the siding to the strip with approved nailers.



Furring-Master™ 3/8" 22 gauge

For installations with minimal or no foam on the walls, where a larger gap is needed or to follow building code (such as in Canada). Nail through strips with siding nailers to mount Furring- Master™ then nail siding per manufacturer recommendations.